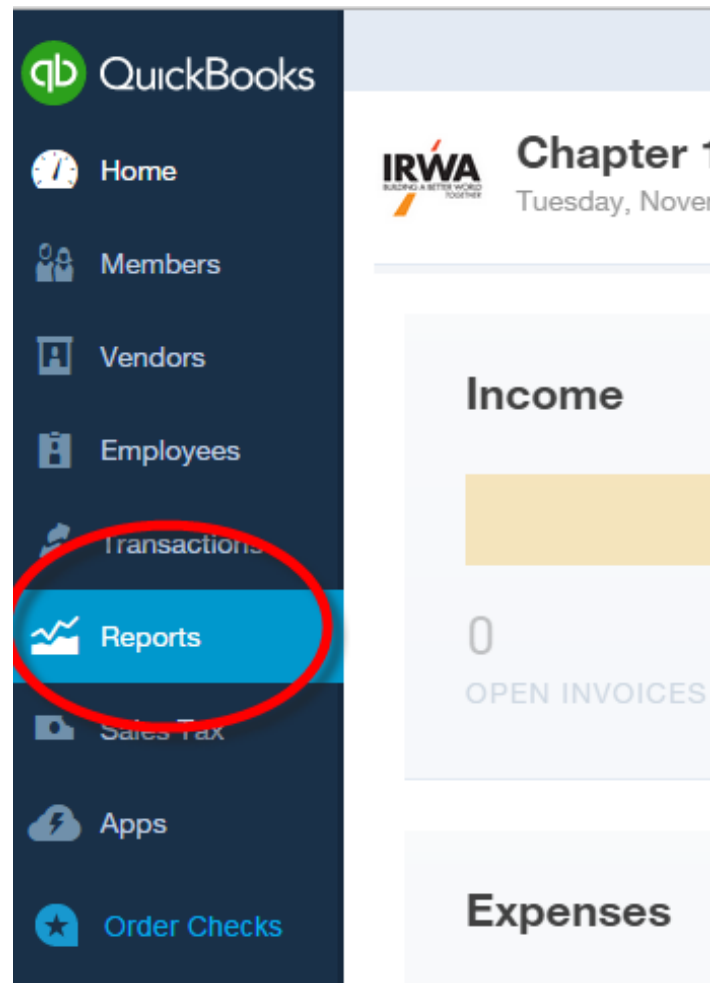



## To Print Amounts of Over \$X in QuickBooks

Click on [“Reports”](#)




Click on [“Balance Sheet”](#)



[Recommended](#) [Frequently Run](#) [My Custom Reports](#) [All Reports](#)

### Recommended Reports




	Total
Income	
Labor	4252.0
Contribution	
Subcontractors	8832.3
Total Contribution	8832.3
Total Income	13,084.3

#### Profit and Loss

Shows money you earned (income) and money you spent (expenses) so you can see how profitable you are. Also called an income statement.

[Run](#) | [Customize](#)




	Current	Total
sign	35.00	35.00
atsuyuki	380.60	380.60
iron	35.00	35.00

#### Company Snapshot

Displays your income and expenses in year-over-year comparisons using pie charts and bar graphs.

[Run](#)




	Current	Total
sign	35.00	35.00
atsuyuki	380.60	380.60
iron	35.00	35.00

#### Expenses by Vendor Summary

This report shows your total expenses for each vendor.

[Run](#) | [Customize](#)




	Total
sign	
Accounts	
Accounts	1200.00
Accounts	100.00
Accounts	800.00
Accounts	25.00
Accounts	100.00
Total Bank Accounts	1425.00

#### Balance Sheet

Lists what you own (assets), what you owe (liabilities), and your equity.

[Run](#) | [Customize](#)




	Current	Total
sign	35.00	35.00
atsuyuki	380.60	380.60
iron	35.00	35.00

#### A/R Aging Summary

Shows unpaid invoices for the current period and those that have been open (outstanding).

[Run](#) | [Customize](#)



	Current	Total
sign	35.00	35.00
atsuyuki	380.60	380.60
iron	35.00	35.00

#### A/P Aging Summary

Shows unpaid bills for the current period and those that have been open (outstanding).

[Run](#) | [Customize](#)

Customize Balance Sheet date and click on [“Run Report”](#)

Print Email Excel Save Customizations

Customize Collapse

Transaction Date: This Fiscal Year-to-date ▼ From: 07/01/2014 To: 11/11/2014 Run Report

Chapter  
BALANCE SHEET  
As of November 11, 2014

	TOTAL
<b>ASSETS</b>	
Current Assets	
Bank Accounts	
10 CASH & BANK-ACCOUNT TITLE. DO NOT USE	
1001 Checking - Wells Fargo Bank	12,342.84
1004 Money Market / Saving	0.00
Total 10 CASH & BANK-ACCOUNT TITLE. DO NOT USE	12,342.84
Total Bank Accounts	\$12,342.84

Click on amount in front of bank account name

Chapter  
**BALANCE SHEET**  
As of November 11, 2014

	TOTAL
<hr/>	
<b>ASSETS</b>	
Current Assets	
Bank Accounts	
10 CASH & BANK-ACCOUNT TITLE. DO NOT USE	
1001 Checking - Wells Fargo Bank	12,342.84
1004 Money Market / Saving	0.00
Total 10 CASH & BANK-ACCOUNT TITLE. DO NOT USE	12,342.84
Total Bank Accounts	<hr/> \$12,342.84
Other current assets	
12 INVESTMENTS-ACCOUNT TITLE. DO NOT USE	

Click on [“Excel”](#)

[Print](#) [Email](#) [Excel](#) [Save Customizations](#)

[Customize](#)

Transaction Date:  From:  To:  [Run Report](#)

Chapter  
**TRANSACTION REPORT**  
July - August, 2014

DATE	TRANSACTION TYPE	NUM	ADJ	NAME	MEMO/DESCRIPTION	ACCOUNT
<b>10 CASH &amp; BANK-ACCOUNT TITLE. DO NOT USE</b>						
<b>1001 Checking - Wells Fargo Bank</b>						
Beginning Balance						
07/02/2014	Check	1024			Expenses for Hartford, CT 2014 conference	1001 CASH & BANK-ACCOUNT TITLE. DO NOT USE
07/17/2014	Check	1025			Knife for conference auction	1001 CASH & BANK-ACCOUNT TITLE. DO NOT USE
07/18/2014	Check	1026			Expenses for Hartford, CT 2014 conference	1001 CASH & BANK-ACCOUNT TITLE. DO NOT USE

**Your transaction report will be exported to excel and save this file so you can retrieve it later.**

## Chapter Transaction Report

July - August, 2014

[illegible]

Sort the report by the “Amount” column

## Chapter Transaction Report

July - August, 2014

Date	Transaction Type	Num	Adj	Name	Memo/Description	Split	Amount	Balance
Beginning Balance								17,563.04
07/24/2014	Check	1027	No		8001 CONTRIBUTIONS, GRANTS, ETC PAID:Contribution to RWIEF		-1,800.00	15,763.04
07/02/2014	Check	1024	No		7300 Administrative Expenses:Travel Expenses		-1,500.00	14,263.04
07/18/2014	Check	1026	No		7300 Administrative Expenses:Travel Expenses		-1,145.15	13,117.89
08/11/2014	Check	1032	No		5901 COURSE EXPENSES:COURSE 900'S:901-Engineering Plan Develop.		-1,013.43	12,104.46
07/17/2014	Check	1025	No		6500 SEMINARS & CONFERENCES:Other Conventions and Meetings Expense		-230.00	11,874.46
08/01/2014	Check	1028	No		7990 Administrative Expenses:Website Expense		-119.40	11,755.06
08/04/2014	Check	1030	No		6500 SEMINARS & CONFERENCES:Other Conventions and Meetings Expense		-95.49	11,659.57
08/05/2014	Check	1031	No		6500 SEMINARS & CONFERENCES:Other Conventions and Meetings Expense		-50.00	11,609.57
08/04/2014	Check	1029	No		6500 SEMINARS & CONFERENCES:Other Conventions and Meetings Expense		-29.96	11,579.61
08/07/2014	Deposit		No		4665 Incentives Received from IRWA		437.72	12,017.33
							-5,545.71	
NOT USE							-5,545.71	
							5,545.71	

**Delete the amounts you don't want (e.g. Smaller than \$500)**

## Chapter Transaction Report July - August, 2014

[illegible]

## Print the report and save it again

## Chapter Transaction Report

[illegible]